



Performance Management Initiatives by Indian Customs

September 2019

What gets measured, gets done... and what gets measured, gets


important! Multidimensional monitoring and reporting framework for Trade Facilitation in India



Bespoke **#Agile** Tool for TFA implementation

National TRS defining **#360Efficiency Parameters** for whole of trade

#Nudge Performance through analytics and dashboard



#Real Time monitoring of cargo movement

#Future State live TRS for performance improvement



Bespoke #Agile Project Management Tool for TFA implementation

NCTF (INDIA)

1555



developer4_rishiraj

Logout

- Admin Panel >
- Dashboard**
- Projects >
- Articles >
- Tasks >
- Important Documents >
- Team & Users >
- Reports >
- Settings

Projects




TFA



Category A commitments: 72%
Category B commitments: 28%



TFA Plus



TFA+
commitments: 51



Decisions of NCTF and Steering
Committee Meetings



Recent Activity



developer4_rishiraj updated a
project TFA.
31/08/2019 11:11

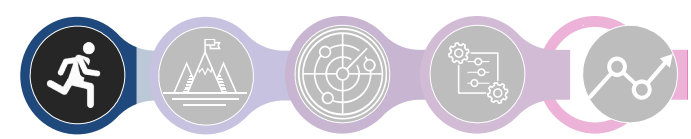


developer4_rishiraj updated a
project TFA.
31/08/2019 11:11



developer4_rishiraj updated a
project TFA.
31/08/2019 11:11

[Read More](#)



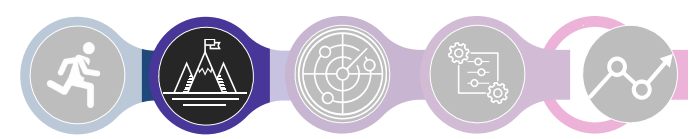
Global matrix of notifications

We examined notifications under Article 1.4 (a) for the ten categories of general trade related information under subparagraphs 1.1 (a) – (i)

Legend

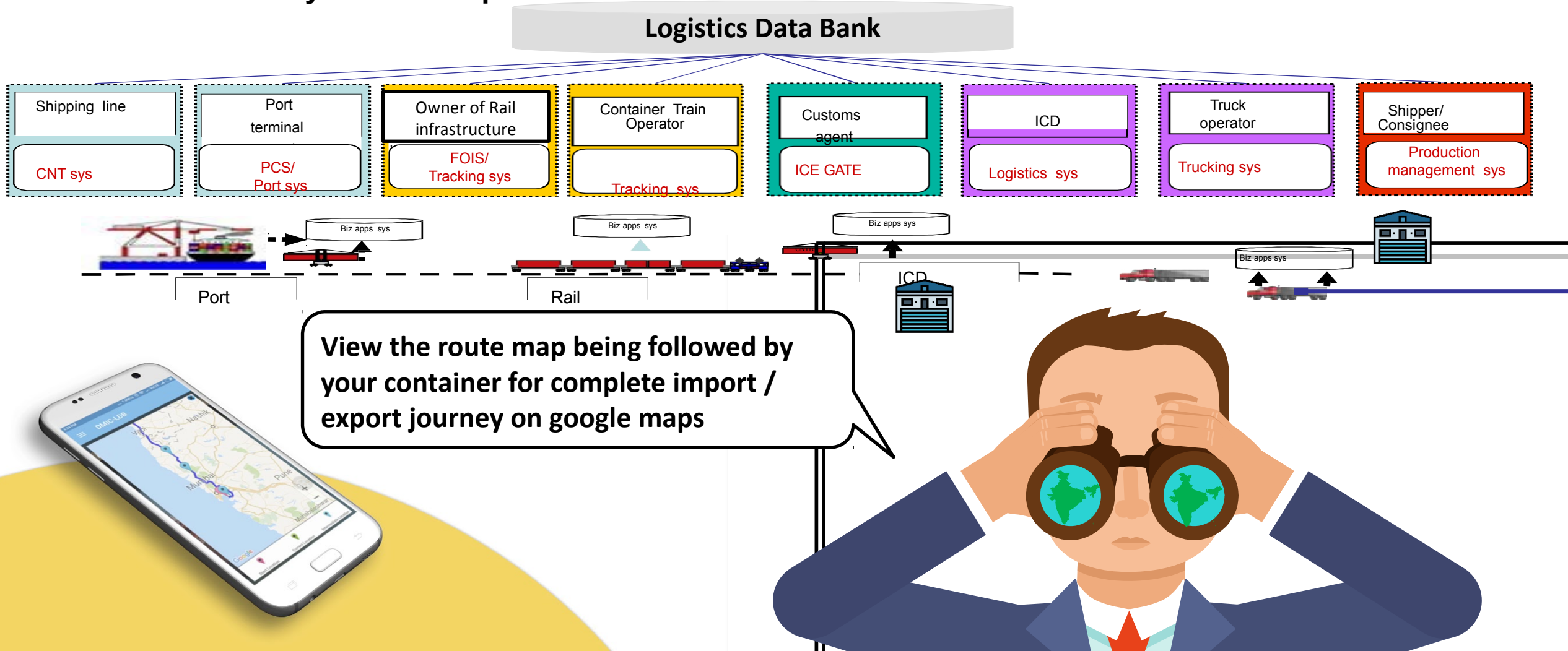
	Specific links/ document		Required navigation in the link/ document		Other issue
	Partially compliant		Wrong/ Dead link		NA
	No information submitted				

Particulars	Name of Country									
	Country A	Country B	Country C	Country D	Country E	Country F	Country G	Country H	Country I	Country L
Procedures, Forms & Documents										
Duties & Taxes										
Fees & Charges										
Classification or Valuation of products										
Rules of Origin										
Restrictions & Prohibitions										
Penal Provision										
Appeal / Review Mechanism										
Free Trade Agreements										
Tariff Quotas										
Enquiry Point (Yes/ No)										



#Real Time monitoring of cargo

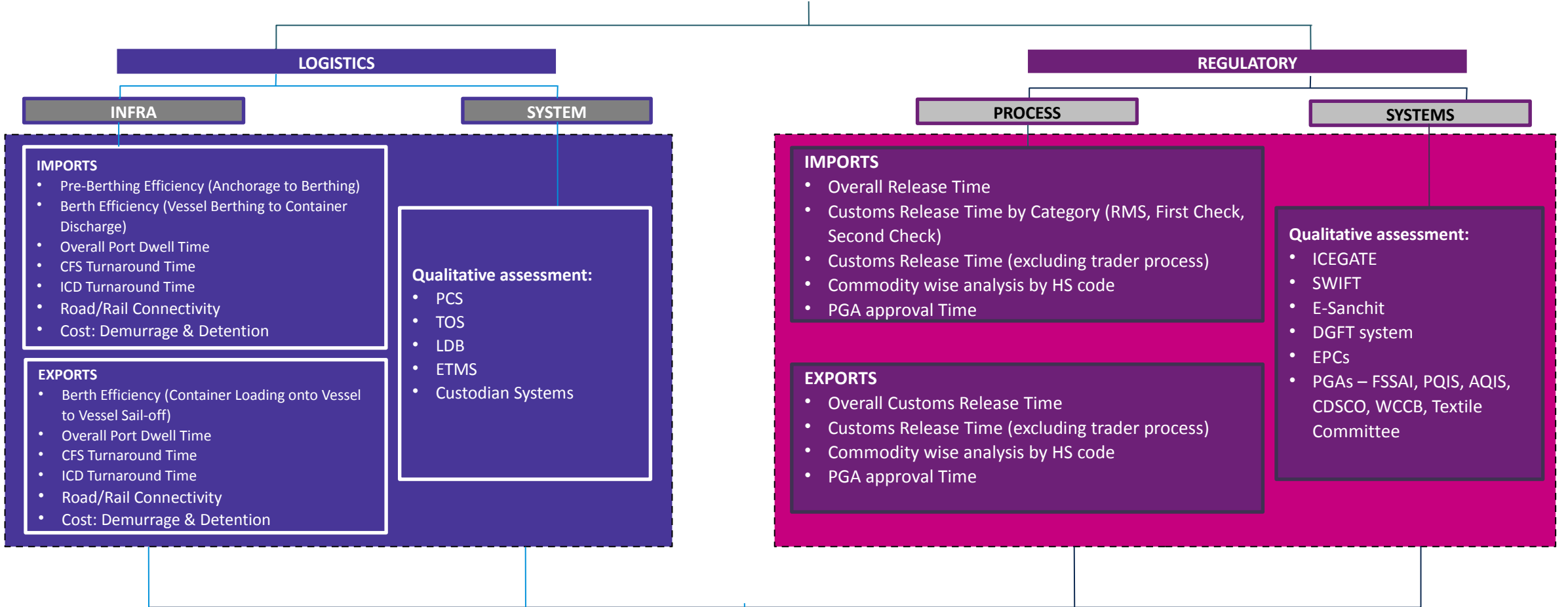
RFID enabled real time monitoring of container movement information among all agencies in the Supply Chain accessible on your mobile phone.





National TRS defining #360Efficiency Parameters for whole of trade


TRADE FACILITATORS



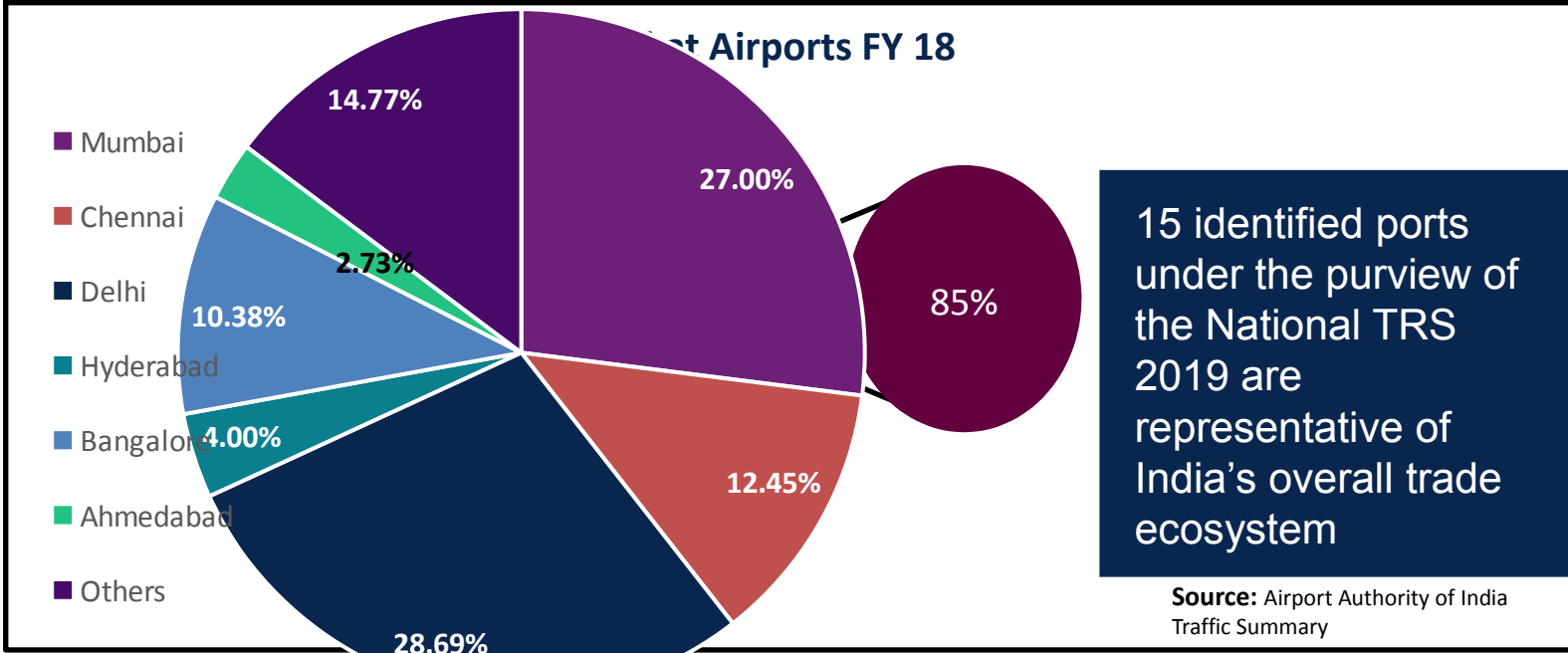
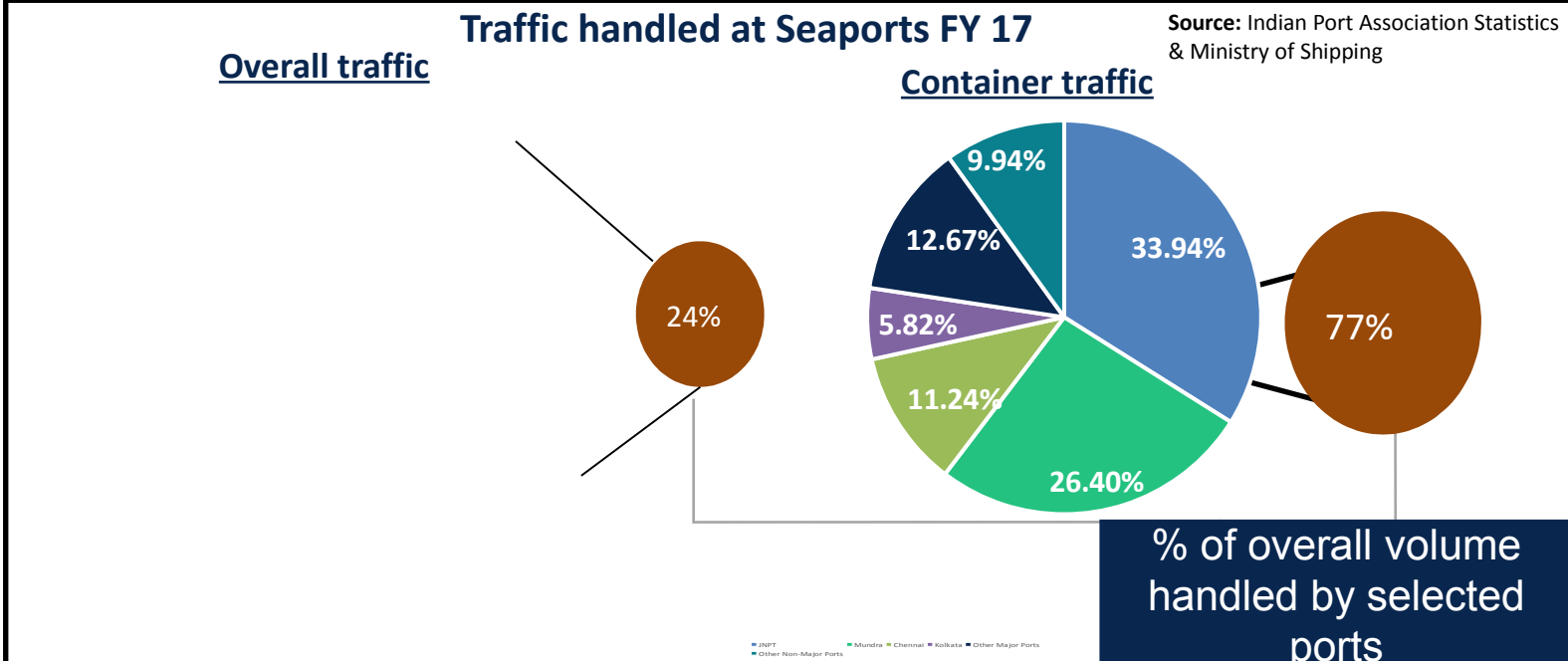
Overall Release Time within NTFAP Targets



A Representative sample of India's trade



MAP





#FutureState - National TRS with enhanced use of technology



Develop Uniform methodology

A Uniform multi-dimensional methodology developed for measurement of release time across ports

Standardised Data template

A data template which can be used across ports to collect data. To the extent feasible, maximum data shall be electronic.

Data collection

- Module 1 (during 01 – 07 August 2019) covered all sea ports and ICDs who are recording system generated time stamps on key efficiency parameters
- Module 2 (during 03 – 09 September 2019) covered all air cargo complexes and LCS/ ICP who are recording system generated time stamps on key efficiency parameters

Stakeholder specific actionable recommendations to measure efficiency parameter and have standardised operations across all ports

Development of TRS APP

Information will be sourced periodically and furnished in the app, to generate insights


Live TRS

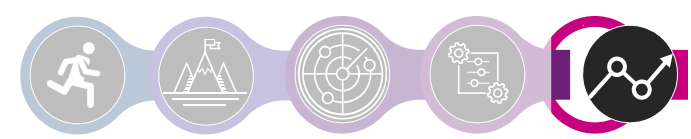
Real time visibility to KPIs by integration of data from different stakeholders and premises, by leveraging AI & ML to publish a live TRS, wherein a consignment can be mapped in real time

We are here !

Integration of Systems

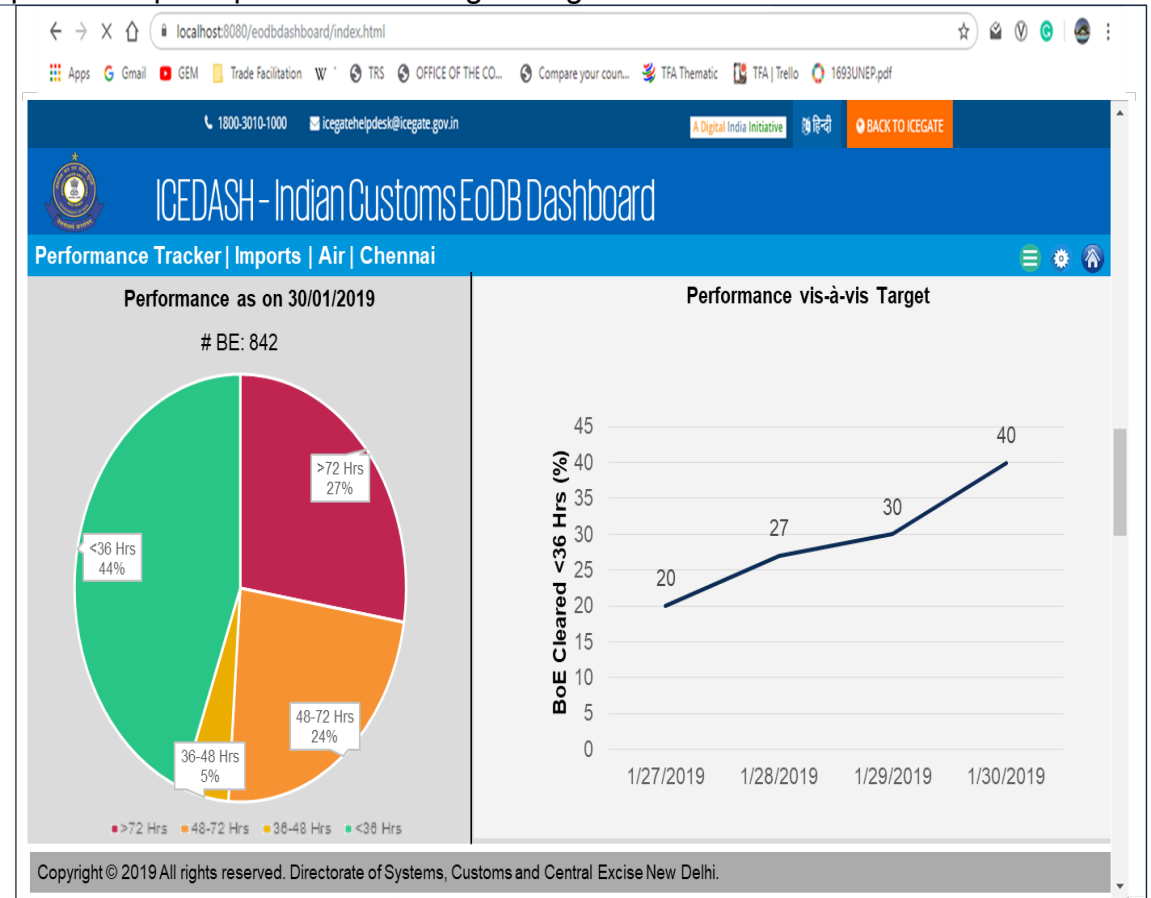
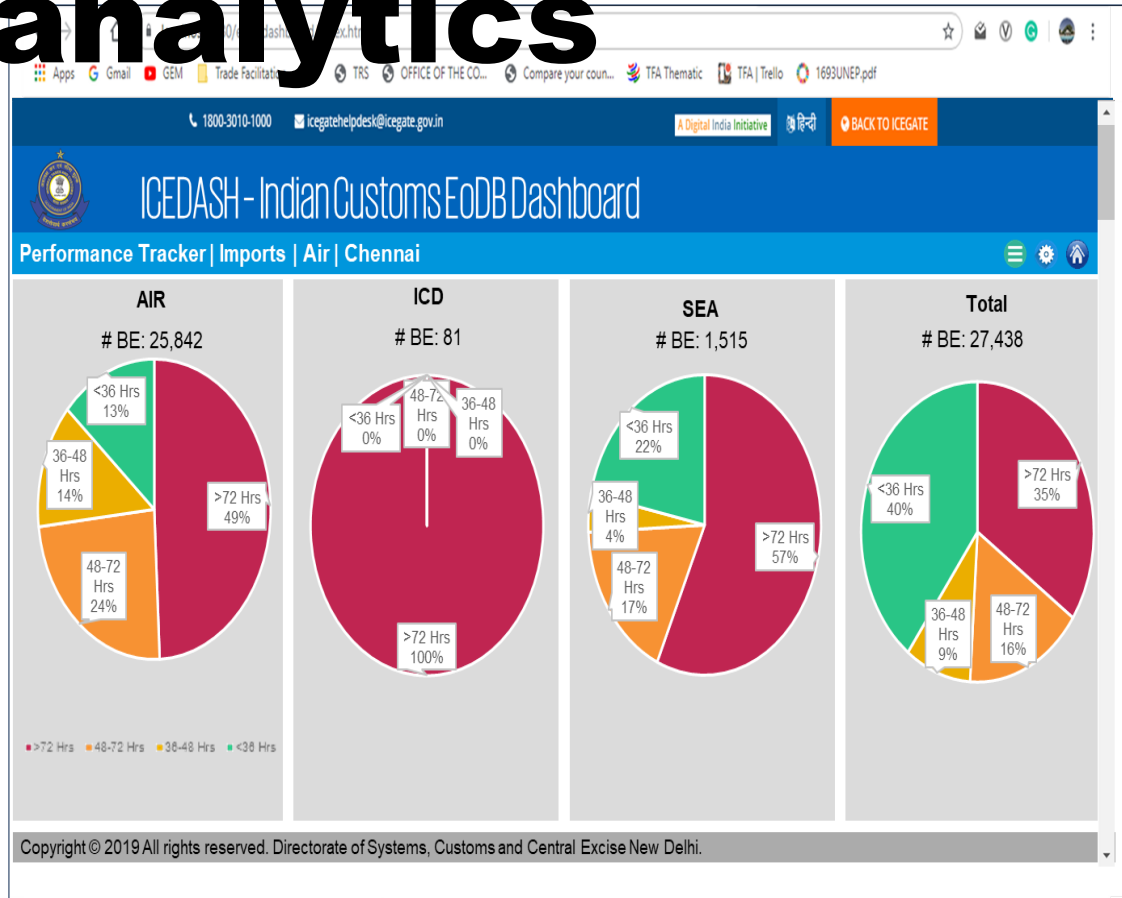
- ICEGATE , TOS , PCS , PQIS , FICS , CFS Systems , Custodian Systems and associated to be integrated and communicate to maximum extent possible





#Nudge performance through analytics

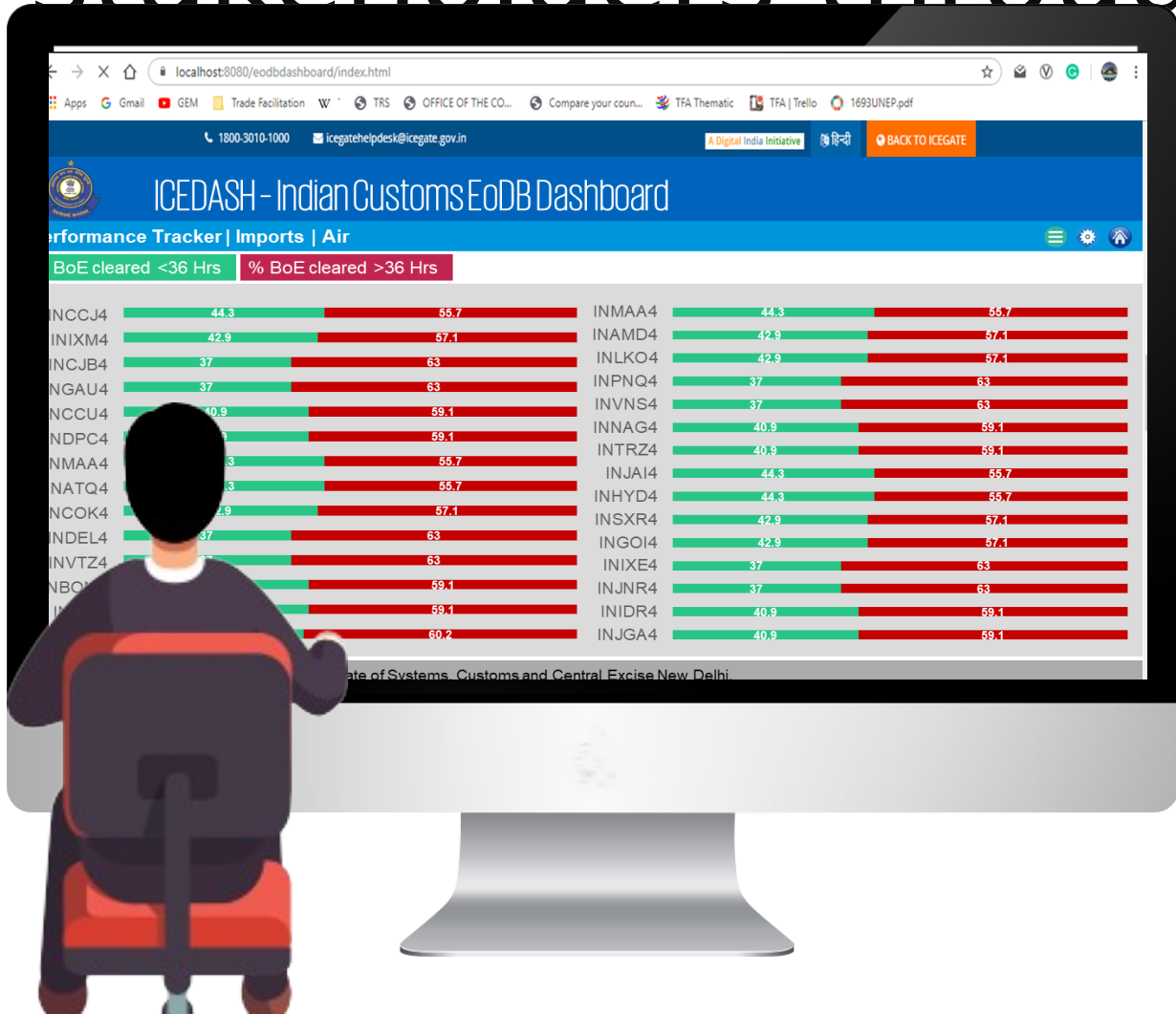
Consolidated view of clearance time across ports and port specific monitoring of targets



ICEDASH promotes **performance driven behavioral change** with real time visibility to clearance time across formations




#Nudge performance of all stakeholders through dashboard



1. Enhance performance of an officer

2. Promote competitiveness between field formations

3. Sensitize and improve performance of all stakeholders



NUDGE

.... And teach them to Dance?

Thank You